



## SS3

# Stainless Steel Free Float Steam Trap

### Features

**Compact maintenance-free stainless steel steam trap for steam mains and tracer lines.**

1. All-welded, maintenance-free construction.
2. Automatic bimetal air vent for rapid start-up.
3. Self-modulating free float provides continuous, smooth, low velocity condensate discharge as process loads vary.
4. Constant water seal and unique three-point seating ensure perfect steam-tight seal, even under no-load conditions.
5. Only one moving part, the free float, prevents concentrated wear and provides long service life.
6. Built-in screen with large surface area holds back impurities.



### Pressure Equipment Directive (PED)

Classification according to PED 2014/68/EU, fluid group 2

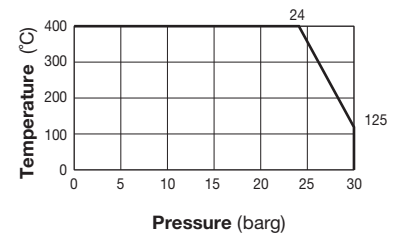
Size	Category	CE marking
DN 15 to DN 25	—*	Art. 4, Sec. 3 (sound engineering practice), CE marking not allowed

\* Manufactured in accordance with sound engineering practice

### Specifications

Model	SS3N	SS3V
Installation	Horizontal	Vertical
Connection	Screwed, Socket Welded, Flanged	
Size	1/2", 3/4", 1" / DN 15, 20, 25	
Orifice No.	5, 10, 21	
Max. Operating Pressure (barg)	PMO	5, 10, 21
Max. Differential Pressure (bar)	ΔPMX	5, 10, 21
Max. Operating Temperature (°C)	TMO	400

**Max. Allowable Press. / Temp. (PMA/TMA)**  
Pressure Shell Design Conditions  
(NOT Operating Conditions)

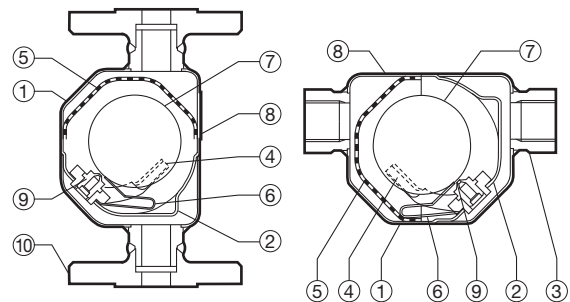


1 bar = 0.1 MPa

**CAUTION** To avoid abnormal operation, accidents or serious injury, DO NOT use this product outside of the specification range. Local regulations may restrict the use of this product to below the conditions quoted.

No.	Description	Material	DIN*	ASTM/AISI*
①	Body	Stainless Steel A240 Type 316L	1.4404	—
②	Inner Cover	Stainless Steel A240 Type 316L	1.4404	—
③	Socket	Cast Stainl. Steel A351 Gr.CF8	1.4312	—
④	Float Guide	Cast Stainl. Steel A351 Gr.CF3M	1.4435	—
⑤	Screen	Stainless Steel SUS304	1.4301	AISI304
⑥	Air Vent Strip	Bimetal	—	—
⑦	Float	Stainless Steel SUS316L	1.4404	AISI316L
⑧	Nameplate	Stainless Steel SUS304	1.4301	AISI304
⑨	Orifice	—	—	—
⑩	Flange	Cast Stainl. Steel A351 Gr.CF8	1.4312	—

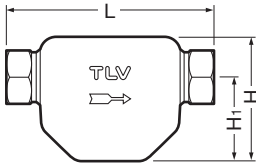
\* Equivalent materials



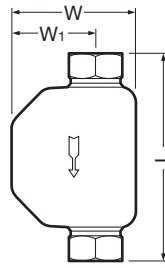
## Dimensions

### ● SS3N

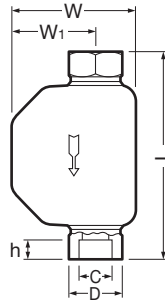
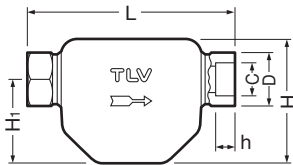
Screwed



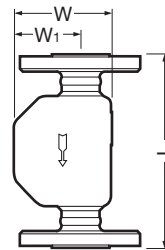
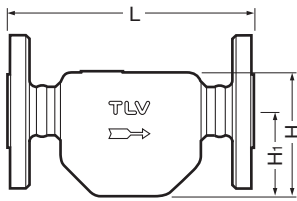
### ● SS3V



Socket Welded



Flanged



### SS3N/SS3V Screwed\*

(mm)

Size	L	$\phi$ H/W	H <sub>1</sub> /W <sub>1</sub>	Weight (kg)
1/2"	127	77	53	0.8
3/4"	154			1.0
1"	165			1.2

\* BSP DIN 2999, other standards available

### SS3N/SS3V Socket Welded\*

(mm)

DN	L	$\phi$ H/W	H <sub>1</sub> /W <sub>1</sub>	$\phi$ D	$\phi$ C	h	Weight (kg)
15	127	77	53	30	21.8	12	0.8
20	154			36	27.2	14	1.0
25	165			44	33.9		1.2

\* ASME B16.11-2005, other standards available

### SS3N/SS3V Flanged

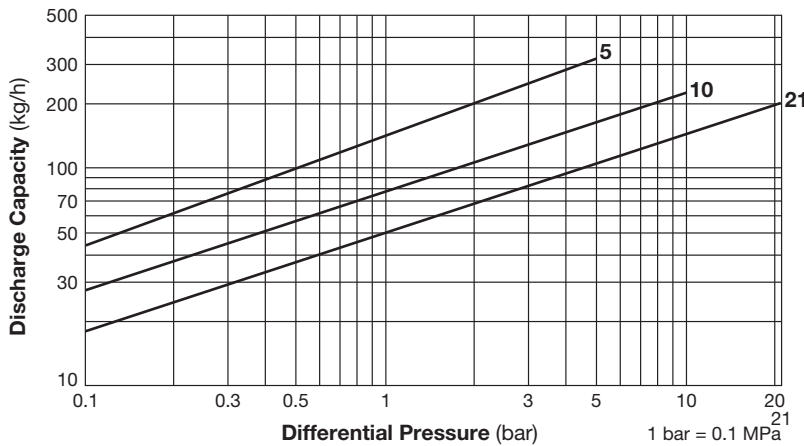
(mm)

DN	L			$\phi$ H/W	H <sub>1</sub> /W <sub>1</sub>	Weight* (kg)
	DIN 2501	ASME Class				
	PN25/40	150RF	300RF			
15	150	175	175	77	53	2.4
20		195	195			2.8
25	160	215	215			3.9

Other standards available, but length and weight may vary

\* Weight is for DIN PN 25/40

## Discharge Capacity



1. Line numbers within the graph refer to orifice numbers.
2. Differential pressure is the difference between the inlet and outlet pressure of the trap.
3. Capacities are based on continuous discharge of condensate 6 °C below steam temperature.
4. Recommended safety factor: at least 1.5.



DO NOT use this product under conditions that exceed maximum differential pressure, as condensate backup will occur!