



# J6S-X

## Stainless Steel Free Float Steam Trap

### Features

**A reliable and durable stainless steel steam trap with tight shut-off for use on medium-size process equipment.**

1. Self-modulating free float provides continuous, smooth, low velocity condensate discharge as process loads vary.
2. Precision-ground float, constant water seal and three-point seating design ensure a steam-tight seal, even under no-load conditions.
3. Only one moving part, the free float, prevents concentrated wear and provides long maintenance-free service life.
4. Thermostatic capsule (X-element) with "fail open" feature vents air automatically until close-to-steam temperature.
5. Built-in screen with large surface area ensures extended trouble-free operation.
6. Easy, inline access to internal parts simplifies cleaning and reduces maintenance costs.



### Pressure Equipment Directive (PED)

Classification according to PED 2014/68/EU, fluid group 2

Size	Category	CE marking
1/2", 3/4", 1"	—*	Art. 4, Sec. 3 (sound engineering practice), CE marking not allowed

\* Manufactured in accordance with sound engineering practice

### Specifications

Model	J6S-X	
Connection	Screwed	
Size	1/2", 3/4", 1"	
Orifice No.	2, 5, 10, 16, 21	
Maximum Operating Pressure (barg)	PMO	2, 5, 10, 16, 21
Maximum Differential Pressure (bar)	ΔPMX	2, 5, 10, 16, 21
Maximum Operating Temperature (°C)	TMO	220
Subcooling of X-element Fill (°C)		up to 6
Type of X-element		C6

PRESSURE SHELL DESIGN CONDITIONS (NOT OPERATING CONDITIONS): Maximum Allowable Pressure (barg) PMA: 21      1 bar = 0.1 MPa  
Maximum Allowable Temperature (°C) TMA: 220

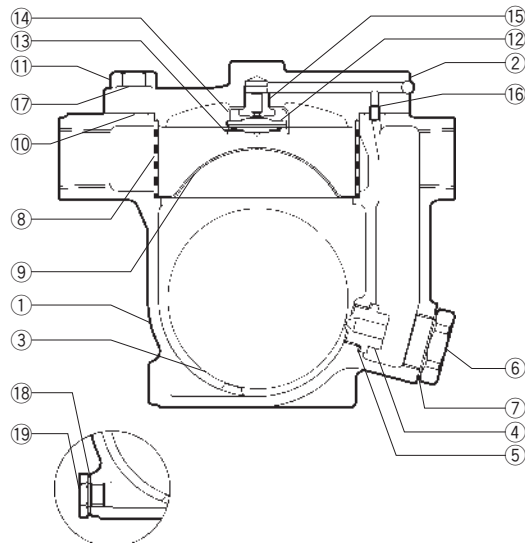


To avoid abnormal operation, accidents or serious injury, DO NOT use this product outside of the specification range. Local regulations may restrict the use of this product to below the conditions quoted.

No.	Description	Material	DIN*	ASTM/AISI*
①	Body	Cast Stainl. Stl. A351 Gr.CF8	1.4312	—
②	Cover	Cast Stainl. Stl. A351 Gr.CF8	1.4312	—
③ <sup>F</sup>	Float	Stainless Steel SUS316L	1.4404	AISI316L
④ <sup>R</sup>	Orifice	—	—	—
⑤ <sup>MR</sup>	Orifice Gasket	Stainless Steel SUS316L	1.4404	AISI316L
⑥	Orifice Plug	Cast Stainl. Stl. A351 Gr.CF8	1.4312	—
⑦ <sup>MR</sup>	Orifice Plug Gasket	Stainless Steel SUS316L	1.4404	AISI316L
⑧ <sup>R</sup>	Screen inside/outside	Stainless Steel SUS430/SUS304	1.4016/1.4301	AISI430/AISI304
⑨ <sup>R</sup>	Screen Holder	Stainless Steel SUS304	1.4301	AISI304
⑩ <sup>MR</sup>	Cover Gasket	Fluorine Resin PTFE	PTFE	PTFE
⑪	Cover Bolt	Stainless Steel SUS304	1.4301	AISI304
⑫ <sup>R</sup>	X-element	Stainless Steel	—	—
⑬ <sup>R</sup>	Spring Clip	Stainless Steel SUS304	1.4301	AISI304
⑭ <sup>R</sup>	X-element Guide	Stainless Steel SUS304	1.4301	AISI304
⑮ <sup>R</sup>	Air Vent Valve Seat	Stainless Steel SUS420F	1.4028	AISI420F
⑯	Connector	Stainless Steel SUS416	1.4005	AISI416
⑰	Nameplate	Stainless Steel SUS304	1.4301	AISI304
⑱	Drain Plug Gasket**	Stainless Steel SUS316L	1.4404	AISI316L
⑲	Drain Plug**	Stainless Steel SUS303	1.4305	AISI303

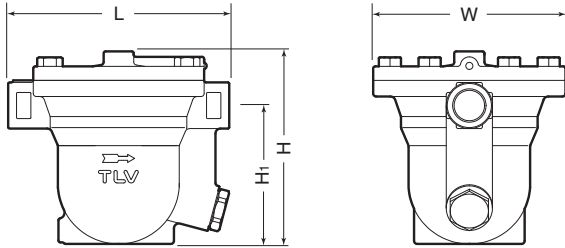
\* Equivalent materials \*\* Option

Replacement kits available: (M) maintenance parts, (R) repair parts, (F) float



## Dimensions

### ● J6S-X Screwed



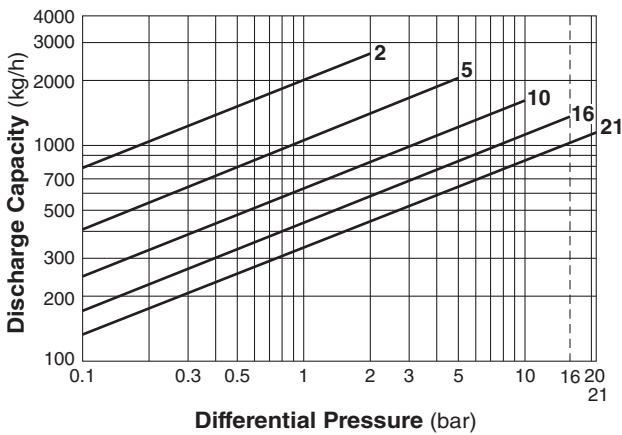
### J6S-X Screwed\* (mm)

Size	L	H	H <sub>1</sub>	W	Weight (kg)
1/2"	220	192	138	191	9.5
3/4"					
1"					

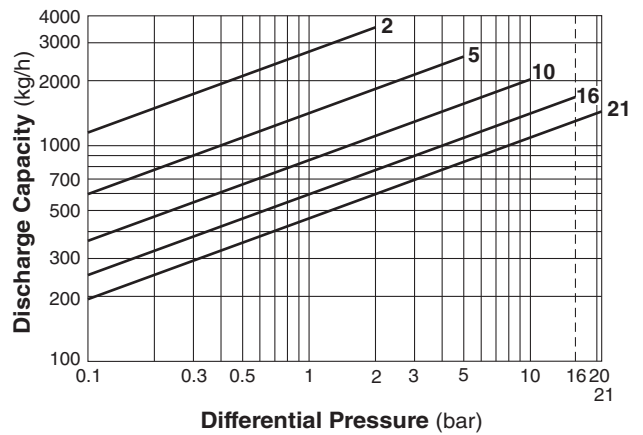
\* BSP DIN 2999, other standards available

## Discharge Capacity

### ● Size 1/2", 3/4"



### ● Size 1"



1 bar = 0.1 MPa

1. Line numbers within the graph are orifice numbers.
2. Differential pressure is the difference between the inlet and outlet pressure of the trap.
3. Capacities are based on continuous discharge of condensate 6°C below saturated steam temperature.
4. Recommended safety factor: at least 1.5.



DO NOT use this product under conditions that exceed maximum differential pressure, as condensate backup will occur!